

RapidClean NEW ZEALAND

RC1

SCRUBBER

GEN 3

BATTERY SCRUBBER

ERGONOMIC | COMMERCIAL DESIGN | COMPACT

The future of Rapid Scrubbing is here

The RapidClean RC1 GEN3 Scrubber has a 360° swivel point for exceptional manoeuvrability and control fitted with a heavy duty by-pass vacuum motor providing effortless cleaning in all applications. RC1's Smart Touch Screen clearly displays power and battery usage and allows you to independently control water, vacuum & speed settings.



SPECIFICATIONS & FEATURES

500mm Operating width

Up to 80 minutes run time

Clean up to 1200m²

Lithium Ion battery technology

2.5hr Fast charger

Hands-off handle control safety feature

150-200w By-pass vacuum motor

2x 250w 330RPM Drive motors

30kg Brush pressure

5.1L Clean water tank

6.0L recovery tank capacity

Dirty water tank float vacuum cut off

Quick release squeegees front & rear

Squeegee lift for double scrubbing



Smart touch screen dash operation



On board spray or water bottle storage



Compact fold up design for transport & storage



Magnetic click-on brush/pad system



Scan for more Info

WHAT'S IN THE BOX:

RC1 Scrubber (Code - RC1CCS 03)

1 x Battery

1 x 2.5hr Fast Charger

2 x Red Brushes

2 x Pad Holders

2 x Red Pads









100%
RECYCLABLE PACKAGING

WWW.RAPIDCLEAN.CO.NZ

SPECIFICATIONS & FEATURES:

Operating Width:	500mm	Brush Pressure:	30kg
Theoretical Performance:	1750m ²	Brush/Pad Width:	2 x 250mm
Practical Performance:	1000-1200m ²	Total Weight: (inc liquid & accessories)	35kg
Speed Control On Dash:	0 – 3.5km ph	Nett Weight: (machine only)	23kg
Run Time: (Depending on speed setting)	Up to 75-80 minutes (Depending on floor surface)	Solution Tank:	5.1L
Charge Time: (On Board Charging)	2.5hr Fast charger	Recovery Tank:	6.0L
Battery:	1 x Lithium Ion 1200-1500 Cycles (behind Tank)	Tanks:	Rotor moulded heavy durable
Vacuum Motor Power:	150-200W By-Pass	On Board Storage:	Spray/Drink Bottle holder
Brush Motor Power:	2 x 250W	Dimensions:	1125 x 560 x 345mm
Brush Speed:	0-330 Rpm	Warranty:	1 Year (Body, Brush motors, Vacuum Motors, Battery & Charger)

BRUSHES & PADS:

Brush/Pad	Colour	Floor Type	Code
Soft brush	White 	Smooth, slightly soiled	WM0101001
Medium hard brush	Red 	General. standard everyday cleaning	WM0101002
Hard brush	Black 	Generally smooth, Heavy Duty	WM0101003
Soft pad	White 	Smooth, slightly soiled	10080030*2
Medium pad	Red 	General. standard everyday cleaning	10080029*2
Hard pad	Black 	Generally smooth, Heavy Duty	10080031*2

SUITABLE FOR USE ON:

	Tile	Vinyl	Poly	Hard wood	Painted	Concrete	Terrazzo	Rubber Non Slip
FLOOR TYPES	✓✓✓	✓✓	✓✓	✓✓	✓✓	✓	✓	✗
								
BRUSHES								
	✓	✓	✓	✓	✓	✓	✓	✗
	✓	✓	✓	✓	✓	✓	✓	✗
	✗	✗	✗	✗	✗	✓*	✓*	✗
PADS								
	✓	✓	✓	✓	✓	✓	✓	✗
	✓	✓	✓	✓	✓	✓	✓	✗
	✗	✗	✗	✗	✗	✓*	✓*	✗

*Check with flooring supplier regarding hard brush & pad suitability.